

DESCRIPTION

The REMtech Magnetics MIT-225 is a “Wet” Modem Isolation Transformer suitable for up to V.34 (33.6 kbps) consumer and internet analog modem applications compliant with Domestic safety norms.

Due to its “Wet” construction, MIT-225 saves DAA cost by eliminating circuitry for diverting telephone line DC from the transformer.

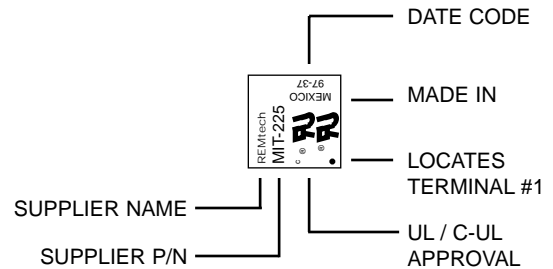
FEATURES

- Suitable for modem speeds up to V.34 (33.6 kbps).
- Cost-effective “Wet” coupler construction reduces DAA components.
- Total Harmonic Distortion rated -81 dB typ. @ 600 Hz, -10 dBm.
- Insertion Loss rated 2.00 dB typ. @ 1000 Hz.
- Complies with UL1459 safety norms.
- Reflects 600 Ohms on Primary with 374 Ohms Secondary Load.
- Small PCB footprint (24.0 mm x 23.0 mm).
- Low-Profile (12.0 mm).
- Industry-standard pin configuration.

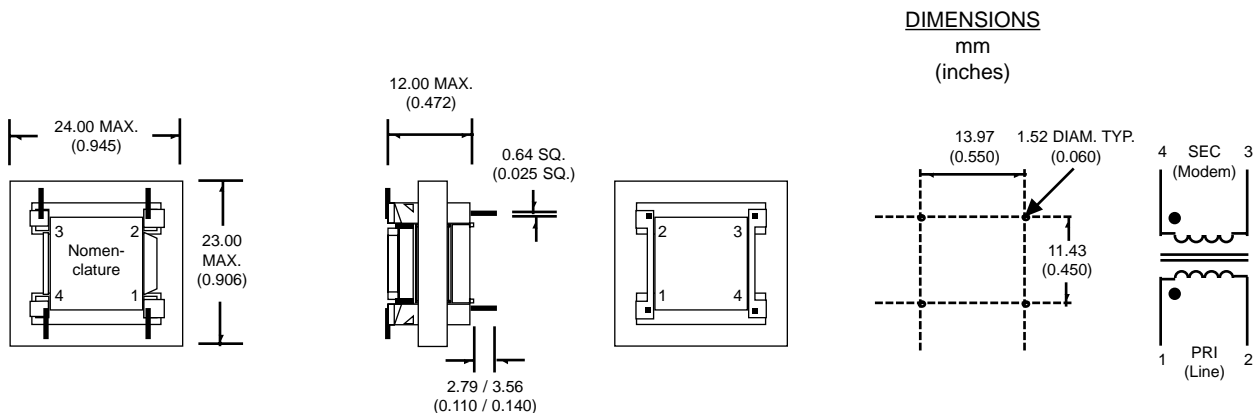
PRODUCT COMPLIANCE

- UL / C-UL recognized file number: E171120

NOMENCLATURE (Fig. 1)



MECHANICAL DIMENSIONS (Fig. 2)



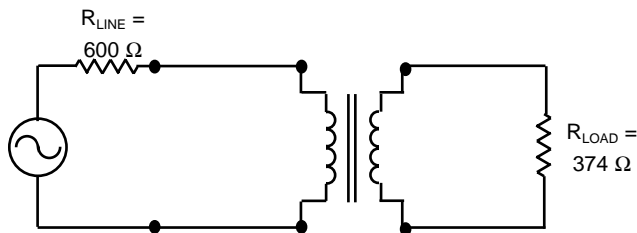
Literature Number: DSA.MIT-225
© Copyright 2000, REMtech Corporation
All rights reserved. Printed in U.S.A.
7/00

ELECTRICAL PERFORMANCE SPECIFICATIONS

Electrical Performance Specifications ($T_A = 25\text{ }^\circ\text{C}$ unless otherwise specified)

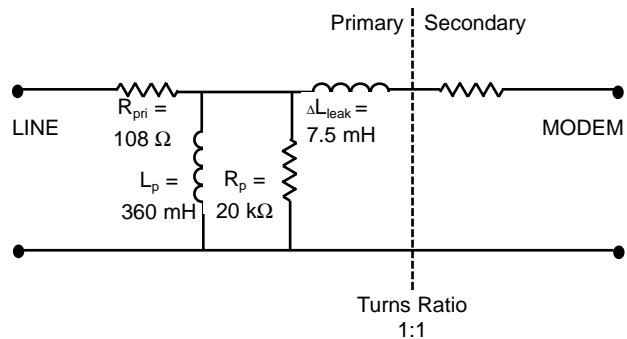
PARAMETERS	CONDITIONS	MIN	TYP	MAX	UNITS
Impedance	Reflected on Primary With Load on Secondary	-	600	-	Ohms
		-	374	-	Ohms
Total Harmonic Distortion	@ 600 Hz, -10 dBm	-	-81	-	dB
Insertion Loss	Per IEEE method; @ 1 kHz, 70 mADC	1.50	2.00	2.50	dB
Return Loss	1000 Hz Per 600 Ohm Match (Fig. 3)	-	18	-	dB
Dielectric Breakdown Isolation Production methods applied:	Safety Standard tested 1 Min.	1000	-	-	Vrms
	HiPot Voltage	1250	-	-	Vrms
	Duration	2	-	-	Sec
	Trip Leakage Current	-	-	200	μA
Frequency Response	200 Hz - 400 Hz	-2.50	-	-	dB
	400 Hz - 600 Hz	-0.75	-	-	dB
	600 Hz - 1000 Hz	-0.40	-	-	dB
	1000 Hz - 4000 Hz	-	-	0.25	dB
Longitudinal Balance	Per FCC part 68.310 60 Hz - 1000 Hz	66	-	-	dB
	1000 Hz - 4000 Hz	46	-	-	dB
DC Resistance @ 20°C , $\pm 10\%$	Primary Winding	-	108	-	Ohms
	Secondary Winding	-	120	-	Ohms
DC Current in Primary	-	-	-	70	mADC
Turns Ratio	Primary to Secondary; $\pm 2\%$	-	1:1	-	Turns
Operating Temperature	-	-40	-	105	$^\circ\text{C}$
Storage Temperature	-	-40	-	125	$^\circ\text{C}$
Soldering Temperature	10 Sec. Max.	-	-	260	$^\circ\text{C}$

600 OHM MATCH (Fig. 3)



SCHEMATIC EQUIVALENT (Fig. 4)

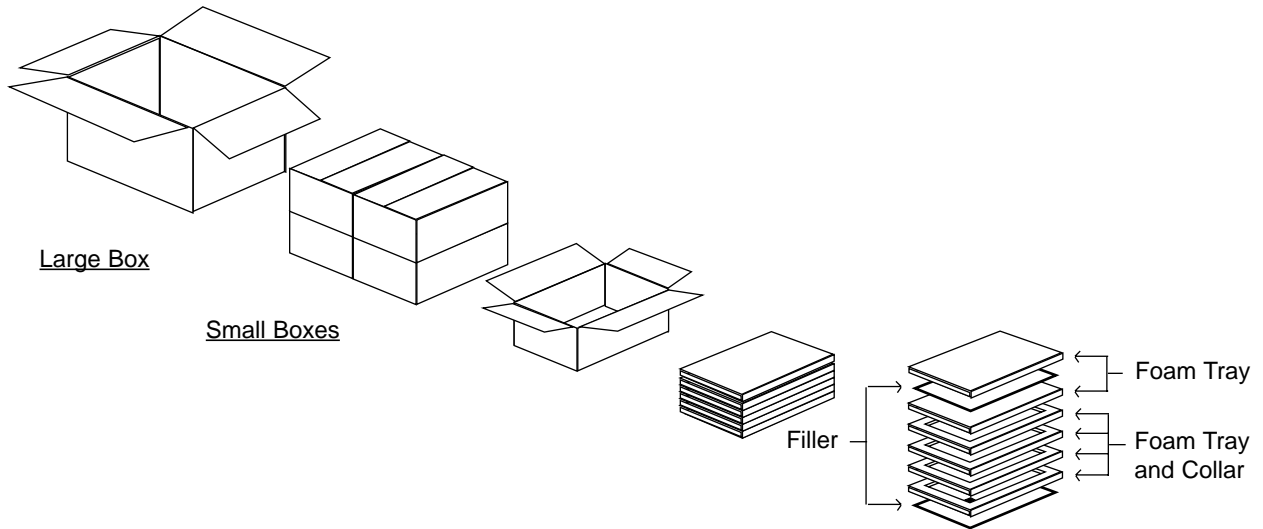
(Typical Transformer Model @ 1 V, 1 kHz)



REMtech Corporation makes no assertion or warranty that the circuitry and the uses thereof disclosed herein are non-infringing on any valid US or foreign patents. REMtech assumes no liability as a result of the use of said specifications and reserves the right to make changes to specifications without notice. REMtech does not authorize or warrant any REMtech device for use in life support devices and/or systems. Contact your nearest REMtech Sales Office for the latest specifications.

Literature Number: DSB.MIT-225
© Copyright 2000, REMtech Corporation
All rights reserved. Printed in U.S.A.
7/00

STANDARD PACKAGING (Fig. 9)

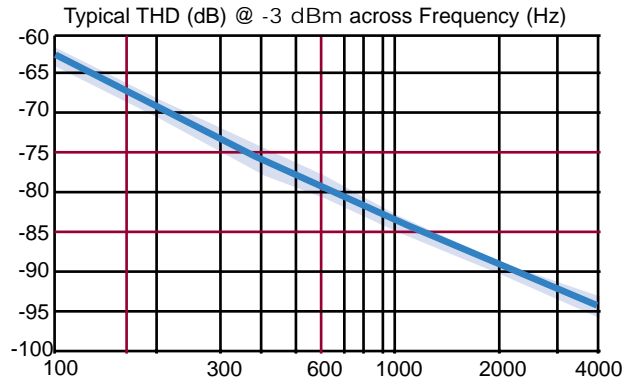
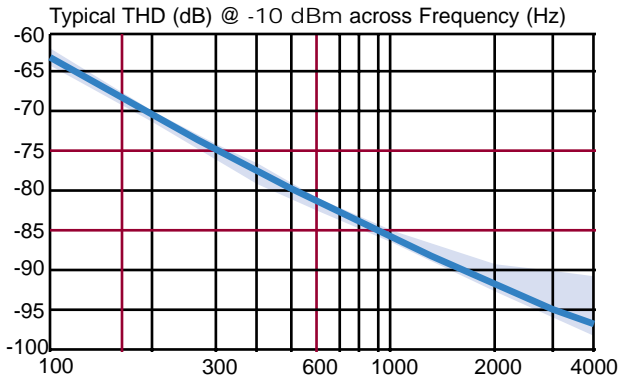


Packaging

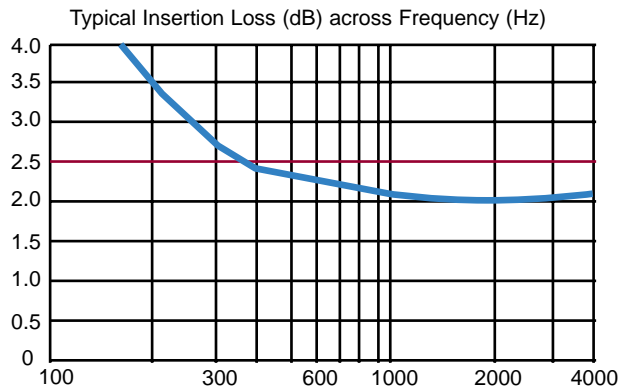
Material	Contents	#Transformers
Large Box	4 Small Boxes	1408
Small Box	4 Trays	352
Tray	88 Transformers	88
---	Transformer	1

PERFORMANCE DATA

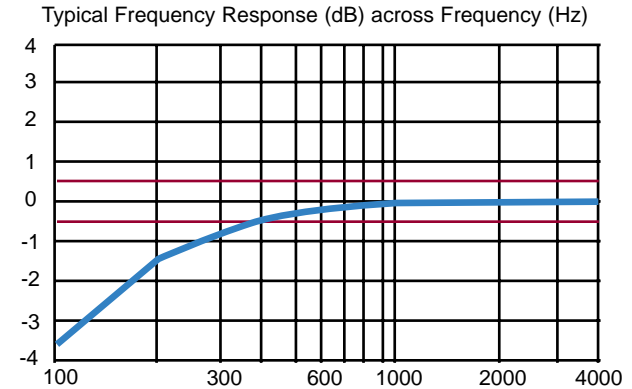
TOTAL HARMONIC DISTORTION (Fig. 5)



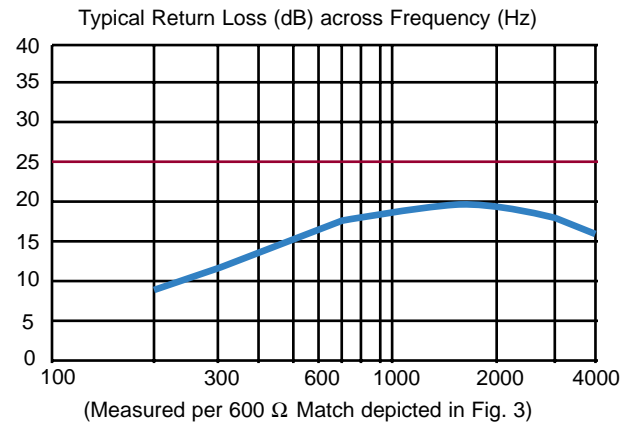
INSERTION LOSS (Fig. 6)



FREQUENCY RESPONSE (Fig. 7)



RETURN LOSS (Fig. 8)



REMtech Corporation makes no assertion or warranty that the circuitry and the uses thereof disclosed herein are non-infringing on any valid US or foreign patents. REMtech assumes no liability as a result of the use of said specifications and reserves the right to make changes to specifications without notice. REMtech does not authorize or warrant any REMtech device for use in life support devices and/or systems. Contact your nearest REMtech Sales Office for the latest specifications.

Literature Number: DSD.MIT-225
 © Copyright 2000, REMtech Corporation
 All rights reserved. Printed in U.S.A.
 7/00